

Annual Parking Report

1st April 2020 – 31st March 2021

Contents

Section Number	Subject	Page Number
1	Performance statistics	2
1.1	Enforcement activity	2
1.2	PCN bands	3
1.3	PCN statistics	3
1.4	Top 10 parking contraventions	4
1.5	Number of permits issued in each CPZ	5
2	Financial information	6
2.1	Parking Account	6

1. Performance statistics

1.1 Enforcement activity

Due to the impact and challenges of Covid-19, various operational adjustments to pre-pandemic operations were necessary, including:

- focussing enforcement regimes on main thoroughfares and congested areas,
- reducing the number of active enforcement patrols going into the service provider's operational base in keeping with social distancing guidelines, and
- operating with a reduced number of Civil Enforcement Officers (CEOs) on duty due to self-isolation after contracting coronavirus or in accordance with Government guidelines

Unsurprisingly, Covid-19 has impacted on the number of Penalty Charge Notices (PCNs) issued for all types of traffic and parking contraventions.

The table below is a reformatted version of the original table produced by London Councils published at: <http://www.londoncouncils.gov.uk/services/parking-services/parking-and-traffic/parking-information-professionals/information>

In comparison to other London Local Authorities, the London Borough of Bromley issued the third lowest number of total PCNs across London. This demonstrates the borough's continued commitment to the provision of a firm but fair approach to civil traffic and parking enforcement and a balance between effective enforcement of parking controls together with a reasonable and considerate approach to motorists' requirements.

Enforcement Activity 2020-21					
Enforcing Authority	Higher Level Parking PCNs	Lower Level Parking PCNs	Total Parking PCNs	Bus Lane PCNs	Total PCNs
Bromley	32,592	16,313	48,905	8,401	57,306

The 'Total PCNs' column represents the total number of parking and bus lane PCNs.

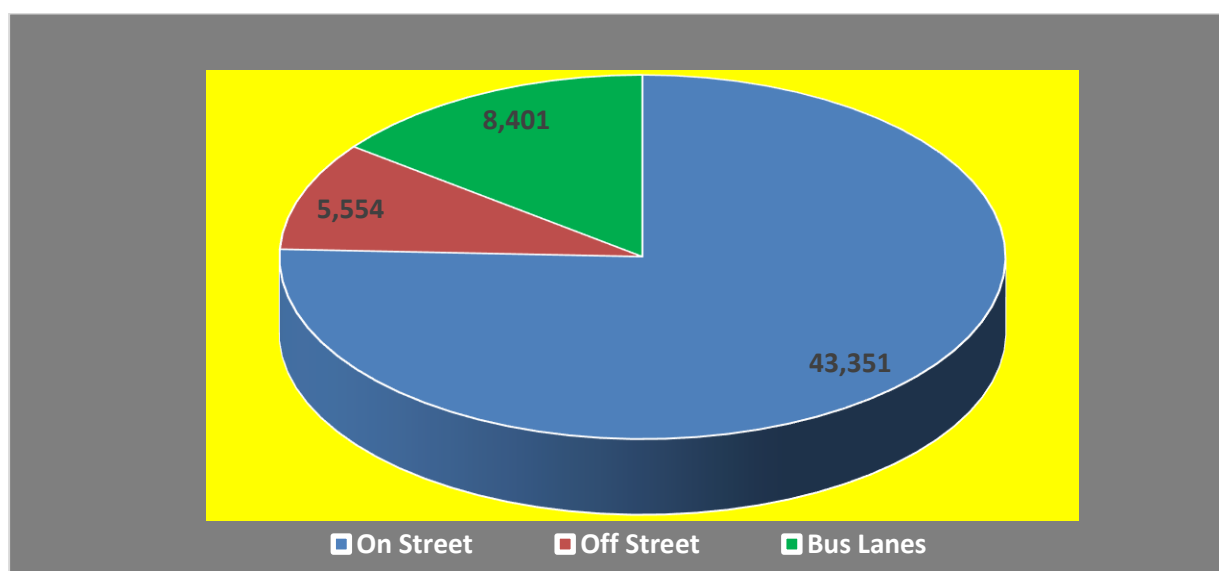
Bromley	Higher Level Parking PCNs	Lower Level Parking PCNs	Total Parking PCNs	Bus lane PCNs	Total PCNs
01/04/14 – 31/03/15	58,540	26,848	85,388	4,539	89,927
01/04/15 – 31/03/16	46,736	26,736	73,472	12,071	85,543
01/04/16 – 31/03/17	45,378	25,739	71,117	18,068	89,185
01/04/17 – 31/03/18	39,966	21,265	61,231	19,264	80,495
01/04/18 – 31/03/19	34,381	22,079	56,460	17,673	74,133
01/04/19 – 31/03/20	40,828	24,018	64,846	13,589	78,435
01/04/20 – 31/03/21	32,592	16,313	48,905	8,401	57,306

The above table shows the number of parking PCNs issued at the higher/lower level and the number of bus lane PCNs issued since 01/04/14 for comparison purposes. The Total PCNs column represents the total number of parking and bus lane PCNs.

1.2 Penalty Charge Notice bands

Penalty Charge Notice bands	Higher/more serious	Lower/less serious
Band A (penalty charges issued within Bromley Town Centre Controlled Parking Zone)	£130.00 reduced to £65.00 if paid within reduced payment period	£80.00 reduced to £40.00 if paid within reduced payment period
Band B (penalty charges issued outside of the Bromley Controlled Parking Zone)	£110.00 reduced to £55.00 if paid within reduced payment period	£60.00 reduced to £30.00 if paid within reduced payment period
Bus lane Contraventions	£130.00 reduced to £65.00 if paid within reduced payment period	N/A
Off Street / Car Park penalty charges	£110.00 reduced to £55.00 if paid within reduced payment period	£60.00 reduced to £30.00 if paid within reduced payment period

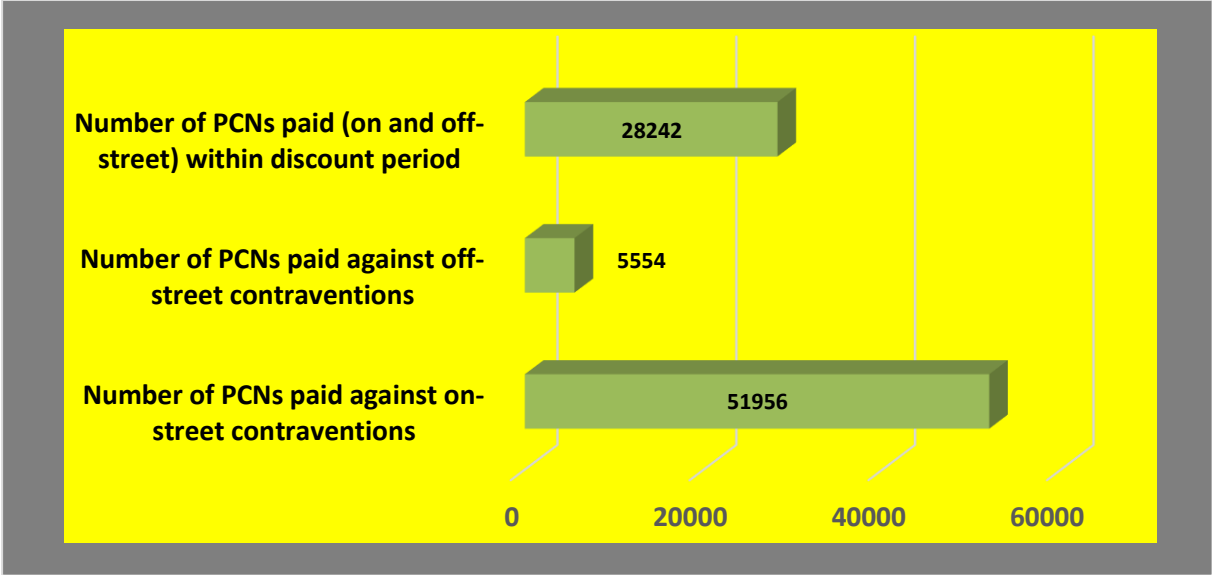
1.3 PCN statistics



The above chart shows the number of PCNs issued for on-street, off-street and bus lanes between 01/04/20 to 31/03/21. This data demonstrates that the main focus of Council resources for enforcement purposes is to improve motorist compliance with on-street parking controls, as anti-social parking and driving behaviour causes problems for all road users and impacts on the community.

Resolved	A PCN is resolved when we are unable to pursue the penalty and close the case without accepting payment. For example, when the DVLA has no information about the registered keeper or after our enforcement agent companies have attempted to collect the debt without success. A PCN is also resolved when we accept a challenge or representation made on statutory grounds or mitigating circumstances. For example, a vehicle parked in a loading bay and a delivery note provided proving loading/unloading was taking place.	11,385
Cancelled	A PCN is cancelled when we consider that it has been issued in error and close the case without accepting payment.	1,783
Total	Resolved and cancelled	13,168

The figures in the above table are based on those identified within the issue period, for example, 13,168 of the total number of PCNs issued between 01/04/20 and 31/03/21 were resolved/cancelled.

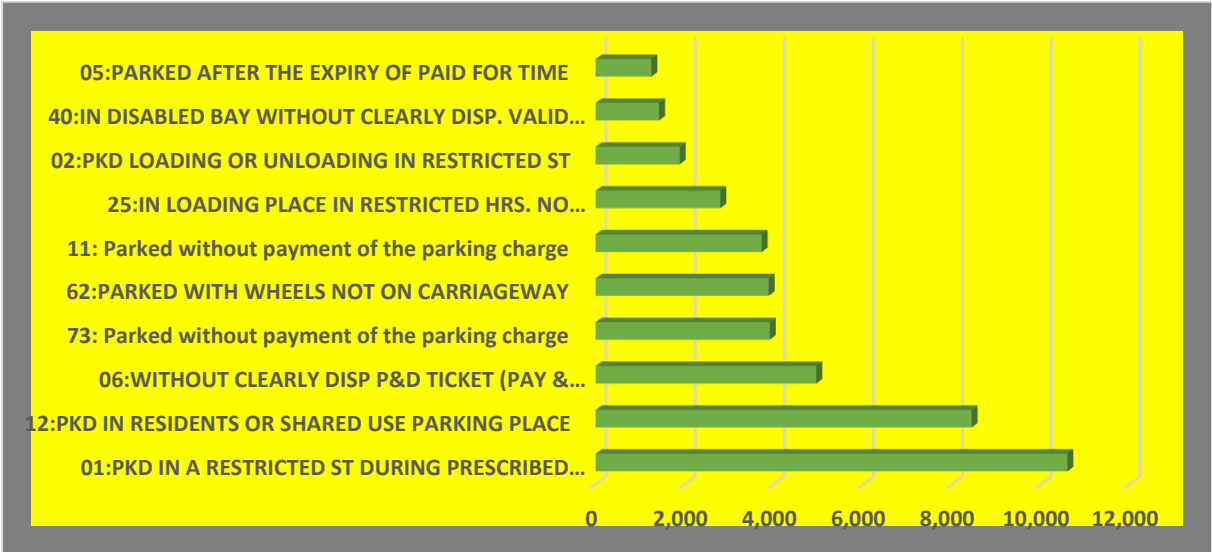


The figures in the above table are based on those identified within the issue period, for example, 39,865 of the total number of PCNs issued between 01/04/20 and 31/03/21 were paid.

There were approximately 39 separate civil parking contravention codes in use within the London Borough of Bromley in 2020/21.

1.4 Top 10 parking contraventions

The chart below highlights the top 10 most contravened parking controls (excluding bus lane contraventions).



1.5 Number of permits issued in each CPZ

Area	Controlled Parking Zone	Residential Permits	Business Permits	Visitor Scratch Cards
Barnmead Road	BAR	59	0	12
Beckenham	BEC	98	0	36
Beckenham	F	51	0	43
Beckenham Lane	BB	0	12	0
Bromley North	B	1,570	82	447
Bromley South	C	2,577	176	574
Bromley Town Centre	A&B	233	0	3
Bromley Town Centre	A&C	173	0	6
Burnt Ash Lane	G	0	0	0
Burnt Ash Lane (North)	J	51	0	10
Camden Grove	N	26	0	12
Chatterton Village	W	508	46	114
Chelsfield	CH	18	0	0
Clockhouse	Z1	212	0	100
	Z2/3/4	947	0	284
	Z5	0	8	0
Copers Cope	R	109	0	8
Elms Estate	ELM	57	0	7
Farnborough	FV	6	0	0
Farnborough	WR	31	6	17
Linden Grove	LIN	16	0	5
Locksbottom	E	17	0	1
Locksbottom	LB	0	10	0
Ledrington Road	D	9	0	0
Maple Road	MAP	10	0	0
Orpington	H	44	0	14
	I	31	4	11
	K	32	0	0
	M	25	0	1
Penge	PGE	353	23	117
Petts Wood	S	7	0	0
Pleydell Avenue	PLD	61	0	15
Walnuts Estate	WAL	35	0	11
Westmoreland Road	WMR	4	0	0
TOTAL		7,370	367	1,848

2. Financial Information

Section 87 of the Traffic Management Act 2004 provides for guidance to be supplied by the Secretary of State in relation to civil parking enforcement and as set down in Sections 113 through to 117 of the "Secretary of State's guidance to Local Authorities on the Civil Enforcement of Parking Contraventions". Section 55 of the Road Traffic Regulation Act 1984 sets out the financial provisions relating to designation orders and specifies how any surplus must be spent, for example, in the provision or maintenance of off-street parking, highway improvements, etc.

Further information is available at: <http://www.legislation.gov.uk/ukpga/1984/27/section/55>.

2.1 Parking Account

Below is an extract of the Council's Parking Account for 2020/21 (on-street only).

	£'000
Income	
On-street parking	1,873
Penalty Charge Notices	1,205
Permits	540
Disabled permits	36
Total Income	<u>3,654</u>
Expenditure	
Operational costs	486
Enforcement	1,391
Admin, appeals debt recovery	584
Central support recharges	145
Total Expenditure	<u>2,606</u>
Net Surplus after costs	<u><u>1,048</u></u>

Defrayed expenditure

The surplus on "on-street parking" in 2020/21 is **Cr £1,048k**.

Cr £1,048k

The following expenditure is therefore offset against this surplus:

	£'000
Traffic Management schemes	6
Maintenance of car parks	230
Improvement Schemes	299
Proportion of Concessionary Fares	513
	<u>1,048</u>

Memorandum Item for Parking

2020/21 Off Street Parking Fees
Miscellaneous Income

£
- 1,503,117
-11,458